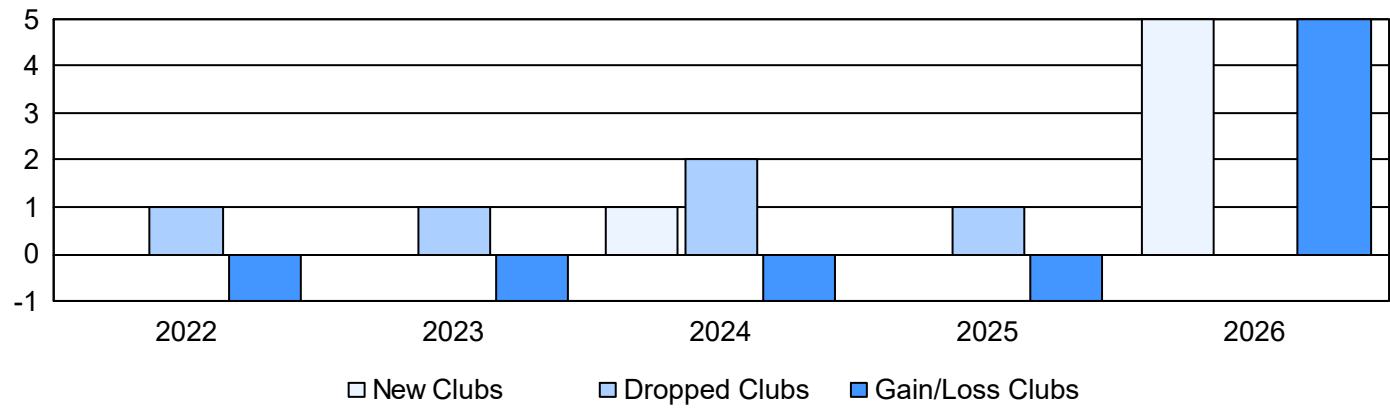
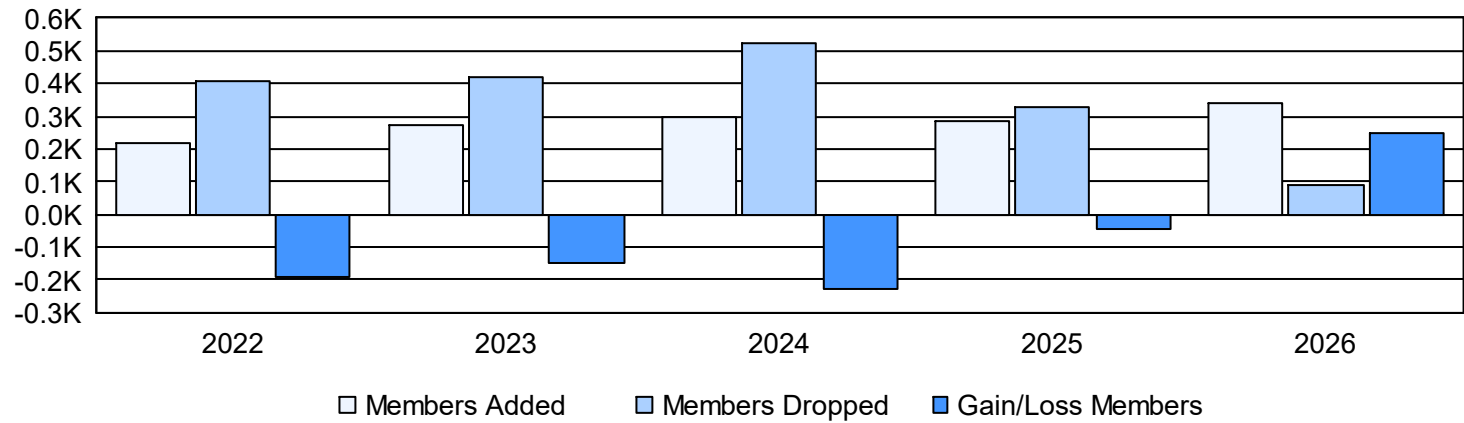


Year	New Clubs	Dropped Clubs	Gain/ Loss Clubs	New Members	Charter Members	Reinstate Members	Transfer Members	Total Member Added	Total Members Dropped	Gain/ Loss Members
2021-2022	0	1	-1	212	0	0	3	215	405	-190
2022-2023	0	1	-1	265	0	6	3	274	420	-146
2023-2024	1	2	-1	247	32	10	6	295	525	-230
2024-2025	0	1	-1	263	0	20	3	286	330	-44
2025-2026	5	0	5	208	107	26	0	341	90	251
Average	1	1	0	239	28	12	3	282	354	-72

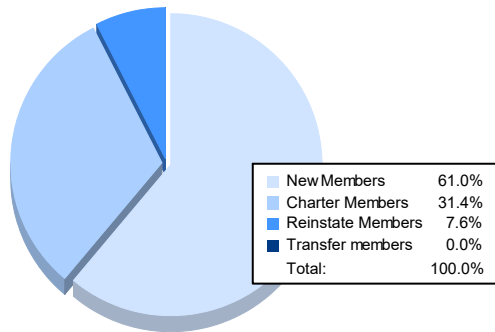
Clubs



Members



Membership Composition September 2025 Cumulative



Gender Composition September 2025 Cumulative

